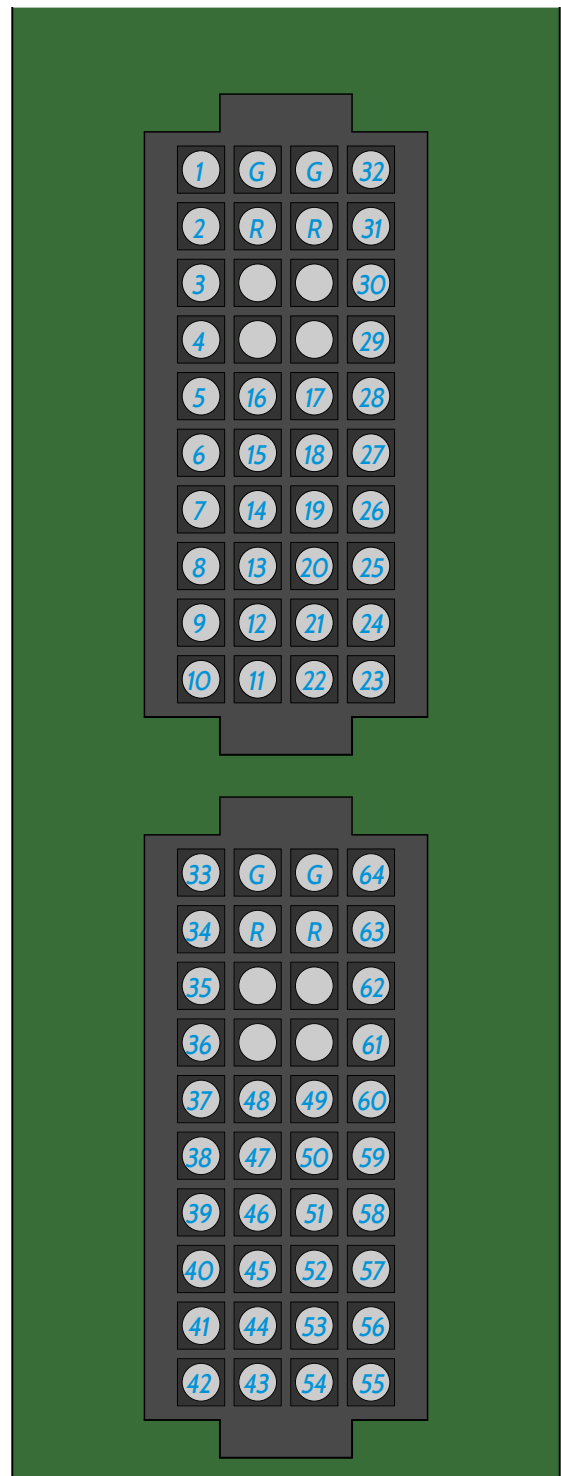


Adpt-A64-OM32x2 Adaptor Map

NOTE: This diagram shows the channel mapping within the adaptor itself, and is not a map of the final pin-out.





A64 Female Connector

G = Ground
R = Reference

Adpt-A64-OM32x2 Adaptor Map

NOTE: This diagram shows the channel mapping within the adaptor itself, and is not a map of the final pin-out.

OM32x2 Connector



G = Ground
R = Reference