



### Adpt-OM16-Z16 Adaptor Map

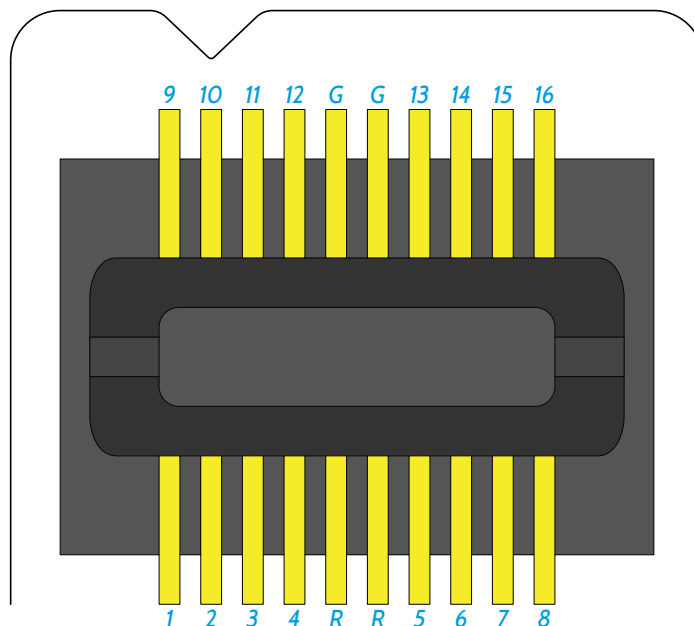
NOTE: This diagram shows the channel mapping within the adaptor itself, and is not a map of the final pin-out.



OM16  
Connector



Zif Clip®  
Connector



G = Ground  
R = Reference