
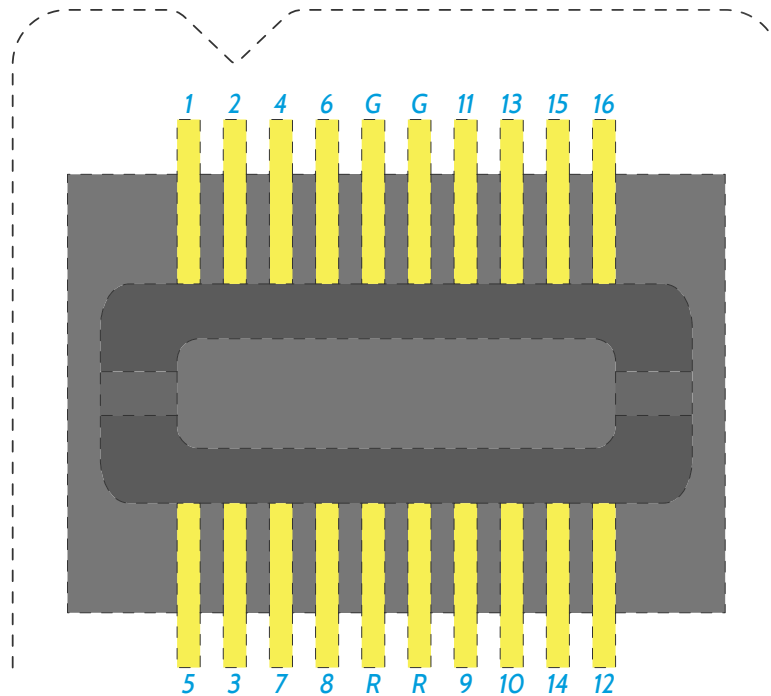


Adpt-Z16-A16 Adaptor Map


NOTE: This diagram shows the channel mapping within the adaptor itself, and is not a map of the final pin-out.



Zif Clip®
Connector
(Looking through
clip)



A16
Connector



G = Ground
R = Reference